



### GT America powered by AWS Race 2 Final

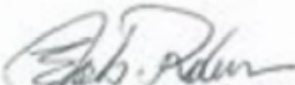
POS	NO	CL	PIC	TEAM / DRIVERS	CAR	LAPS	TIME	GAP	DIFF	MPH	BEST	ON	Points	Pos Gained
1	04	SRO3	1	George Kurtz Crowdstrike by Riley	Mercedes-AMG GT3	19	40:20.915			114.749	2:05.930	4	25	0 (1 → 1)
2	101	SRO3	2	Memo Gidley TKO Motorsports	Mercedes-AMG GT3	19	40:22.818	1.903	1.903	114.726	2:05.956	5	18	0 (2 → 2)
3	27	SRO3	3	Jason Daskalos CRP Racing	Mercedes-AMG GT3	19	40:35.644	12.826	14.729	113.688	2:07.106	14	15	1 (4 → 3)
4	427	SRO3	4	Anthony Bartone RealTime Racing	Mercedes-AMG GT3	19	40:35.917	0.273	15.002	114.110	2:06.636	5	12	-1 (3 → 4)
5	86	SRO3	5	Brian Lock CDR Valkyrie	Acura NSX GT3 EVO22	19	40:38.367	2.450	17.452	114.046	2:06.707	18	10	1 (6 → 5)
6	70	SRO3	6	Mirco Schultis MISHUMOTORS	Corvette C7 GT3-R	19	40:53.646	15.279	32.731	113.955	2:06.808	8	8	2 (8 → 6)
7	460	SRO3	7	Andy Wilzoch Flying Lizard Motorsports	Porsche 911 GT3 R (991.ii)	19	41:20.655	27.009	59.740	112.502	2:08.446	5	6	0 (7 → 7)
8	32	SRO3	8	Kyle Washington GMG Racing	Porsche 911 GT3-R (991.ii)	19	41:20.767	0.112	59.852	112.639	2:08.290	3	4	1 (9 → 8)
9	011	SRO3	9	Marc Austin Lone Star Racing	Mercedes-AMG GT3	19	42:31.342	1:10.575	2:10.427	109.493	2:11.976	4	2	1 (10 → 9)
10	043	SRO3	10	Alex Vogel OnlyFans Racing by P1 Groupe with MRS	Porsche 911 GT3-R (991.ii)	18	41:15.350	1 Lap	1 Lap	109.441	2:12.038	9	1	1 (11 → 10)
11	099	GT4	1	Robb Holland Rotek Racing	Porsche 718 Cayman GT4 RS Clubsport	18	41:57.736	42.386	1 Lap	104.566	2:18.194	5	25	3 (4 → 1)
12	2	GT4	2	Jason Bell Flying Lizard Motorsports	Aston Martin Vantage AMR GT4	18	41:58.238	0.502	1 Lap	104.720	2:17.991	9	18	0 (2 → 2)
13	8	GT4	3	Elias Sabo Flying Lizard Motorsports	Aston Martin Vantage AMR GT4	18	42:04.743	6.505	1 Lap	104.614	2:18.130	8	15	0 (3 → 3)
14	25	GT4	4	Gray Newell Heart of Racing Team	Aston Martin Vantage AMR GT4	18	42:07.572	2.829	1 Lap	104.558	2:18.205	6	12	3 (7 → 4)
15	045	GT4	5	Scott Blind Archangel Motorsports	Aston Martin Vantage AMR GT4	18	42:07.924	0.352	1 Lap	104.662	2:18.067	6	10	1 (6 → 5)
16	50	GT4	6	Ross Chouest Chouest Povoledo Racing	Aston Martin Vantage AMR GT4	18	42:23.336	15.412	1 Lap	104.520	2:18.255	6	8	-1 (5 → 6)
17	009	GT4	7	Tim Savage TRG - The Racers Group	Aston Martin Vantage AMR GT4	18	42:26.523	3.187	1 Lap	103.907	2:19.070	8	6	3 (10 → 7)
18	21	GT4	8	Nicholas Shanny Carrus Callas Raceteam	Toyota GR Supra GT4 EVO	18	42:34.622	8.099	1 Lap	103.428	2:19.715	11	4	1 (9 → 8)
19	13	GT4	9	Todd Parriott GMG Racing	Aston Martin Vantage AMR GT4	18	42:34.997	0.375	1 Lap	104.038	2:18.896	8	2	2 (11 → 9)

POS	NO	CL	PIC	TEAM / DRIVERS	CAR	LAPS	TIME	GAP	DIFF	MPH	BEST	ON	Points	Pos Gained
20	11	GT4	10	<b>John Roberts</b> Fast Track Racing	<b>BMW M4 GT4</b>	18	42:38.622	3.625	1 Lap	103.716	2:19.327	8	1	-2 (8 → 10)
21	5	GT4	11	<b>Tony Gaples</b> Blackdog Speed Shop	<b>Chevrolet Camaro GT4.R</b>	10	24:26.123	8 Laps	9 Laps	104.455	2:18.341	5	0	-10 (1 → 11)
428		GT4		<b>Brady Behrman</b> van der Steur Racing	<b>Aston Martin Vantage AMR GT4</b>	5	12:34.888	5 Laps	14 Laps	102.894	2:20.440	4	0	
3		SRO3		<b>Johnny O'Connell</b> SKI Autosports	<b>Audi R8-LMS</b>	2	4:51.668	3 Laps	17 Laps	107.011	2:15.037	1	0	
DNS	41	SRO3	DNS	<b>Todd Treffert</b> CRP Racing	<b>Mercedes-AMG GT3</b>				DNS	-		0	0	
DNS	66	SRO3	DNS	<b>Amir Haleem</b> CDR Valkyrie	<b>Nissan GT-R Nismo GT3</b>				DNS	-		0	0	



  
 Scot Elkins  
 Steward – Chairman

  
 Coy Arbour  
 Steward

  
 Elliot Forbes Robinson  
 Steward