

GT America powered by AWS Race 1 Final



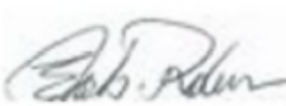
POS	NO	CL	PIC	TEAM / DRIVERS	CAR	LAPS	TIME	GAP	DIFF	MPH	BEST	ON	Points	Pos Gained
1	04	SRO3	1	George Kurtz Crowdstrike by Riley	Mercedes-AMG GT3	16	40:13.199			115.098	2:05.549	8	25	2 (3 → 1)
2	101	SRO3	2	Memo Gidley TKO Motorsports	Mercedes-AMG GT3	16	40:13.622	0.423	0.423	114.675	2:06.012	3	18	-1 (1 → 2)
3	120	SRO3	3	Adam Adelson Wright Motorsports	Porsche GT3 R 992	16	40:14.644	1.022	1.445	114.390	2:06.326	8	15	2 (5 → 3)
4	427	SRO3	4	Anthony Bartone RealTime Racing	Mercedes-AMG GT3	16	40:16.203	1.559	3.004	114.212	2:06.523	7	12	-2 (2 → 4)
5	3	SRO3	5	Johnny O'Connell SKI Autosports	Audi R8-LMS	16	40:19.726	3.523	6.527	113.545	2:07.266	7	10	2 (7 → 5)
6	70	SRO3	6	Mirco Schultis MISHUMOTORS	Corvette C7 GT3-R	16	40:21.004	1.278	7.805	112.943	2:07.944	3	8	2 (8 → 6)
7	32	SRO3	7	Kyle Washington GMG Racing	Porsche 911 GT3-R (991.ii)	16	40:22.208	1.204	9.009	112.496	2:08.453	9	6	3 (10 → 7)
8	86	SRO3	8	Brian Lock CDR Valkyrie	Acura NSX GT3 EVO22	16	40:24.126	1.918	10.927	113.446	2:07.377	8	4	-4 (4 → 8)
9	011	SRO3	9	Marc Austin Lone Star Racing	Mercedes-AMG GT3	16	40:31.748	7.622	18.549	110.408	2:10.882	5	2	2 (11 → 9)
10	043	SRO3	10	Alex Vogel OnlyFans Racing by P1 Groupe with MRS	Porsche 911 GT3-R (991.ii)	16	40:32.986	1.238	19.787	109.255	2:12.263	5	1	2 (12 → 10)
11	460	SRO3	11	Andy Wilzoch Flying Lizard Motorsports	Porsche 911 GT3 R (991.ii)	16	40:38.294	5.308	25.095	113.082	2:07.787	10	0	-2 (9 → 11)
12	8	GT4	1	Elias Sabo Flying Lizard Motorsports	Aston Martin Vantage AMR GT4	15	40:23.362	1 Lap	1 Lap	104.385	2:18.434	8	25	0 (1 → 1)
13	2	GT4	2	Jason Bell Flying Lizard Motorsports	Aston Martin Vantage AMR GT4	15	40:24.489	1.127	1 Lap	104.505	2:18.275	7	18	3 (5 → 2)
14	50	GT4	3	Ross Chouest Chouest Povoledo Racing	Aston Martin Vantage AMR GT4	15	40:25.511	1.022	1 Lap	104.218	2:18.656	7	15	4 (7 → 3)
15	5	GT4	4	Tony Gaples Blackdog Speed Shop	Chevrolet Camaro GT4.R	15	40:27.604	2.093	1 Lap	104.633	2:18.105	7	12	-1 (3 → 4)
16	045	GT4	5	Scott Blind Archangel Motorsports	Aston Martin Vantage AMR GT4	15	40:28.521	0.917	1 Lap	104.213	2:18.662	8	10	1 (6 → 5)
17	25	GT4	6	Gray Newell Heart of Racing Team	Aston Martin Vantage AMR GT4	15	40:29.121	0.600	1 Lap	104.206	2:18.672	8	8	-4 (2 → 6)
18	11	GT4	7	John Roberts Fast Track Racing	BMW M4 GT4	15	40:30.296	1.175	1 Lap	103.864	2:19.128	7	6	5 (12 → 7)
19	21	GT4	8	Nicholas Shanny Carrus Callas Raceteam	Toyota GR Supra GT4 EVO	15	40:34.417	4.121	1 Lap	103.763	2:19.263	4	4	0 (8 → 8)
20	428	GT4	9	Brady Behrman van der Steur Racing	Aston Martin Vantage AMR GT4	15	40:35.568	1.151	1 Lap	103.583	2:19.506	4	2	1 (10 → 9)
21	13	GT4	10	Todd Parriott GMG Racing	Aston Martin Vantage AMR GT4	15	40:37.134	1.566	1 Lap	103.629	2:19.443	3	1	-1 (9 → 10)
22	009	GT4	11	Tim Savage TRG - The Racers Group	Aston Martin Vantage AMR GT4	14	40:39.270	1 Lap	2 Laps	103.668	2:19.391	3	0	0 (11 → 11)
23	66	SRO3	12	Amir Haleem CDR Valkyrie	Nissan GT-R Nismo GT3	13	32:11.154	1 Lap	3 Laps	110.915	2:10.284	7	0	1 (13 → 12)
24	099	GT4	12	Robb Holland Rotek Racing	Porsche 718 Cayman GT4 RS Clubsport	12	30:11.954	1 Lap	4 Laps	104.262	2:18.597	7	0	-8 (4 → 12)
27		SRO3		Jason Daskalos CRP Racing	Mercedes-AMG GT3	7	15:53.206	5 Laps	9 Laps	114.106	2:06.640	2	0	
14		SRO3		James Sofronas GMG Racing	Audi R8 LMS GT3 EVOII					-		0	0	
41		SRO3		Todd Treffert CRP Racing	Mercedes-AMG GT3					-		0	0	

Announcements

Car #27: Start procedure - drive through penalty (served in race) Stewards Decision GTA-02

Car #66: Incident Responsibility - Drive Through and 60s hold converted to 112s penalty with 5 warning points, Stewards Decision GTA-04



		
Scot Elkins Steward – Chairman	Coy Arbour Steward	Elliot Forbes Robinson Steward